

FY 2021 MONTHLY DISBURSEMENT PROGRAM


(In Thousand Pesos)


Department: Commission on Audit (COA)  
 Agency: Commission on Audit (COA)  
 Operating Unit: Central Office  
 Organization Code (UACS) : 31 000 0100000


Particulars	UACS CODE	Total Programs	Tax Rem Advice (TRA)	Net Program	Full Year Requirement																	Full Year Total
					QUARTER 1				QUARTER 2				QUARTER 3				QUARTER 4					
					Jan	Feb	March	Sub Total	April	May	June	Sub Total	July	Aug	Sept	Sub Total	Oct	Nov	Dec	Sub Total		
1	2	3	4	5	6	7	8	9=6+7+8	10	11	12	13=10+11+12	14	15	16	17=14+15+16	18	19	20	21=18+19+20	22	
PART A																						
I. NOTICE OF CASH ALLOCATION		13,840,975	917,652	12,923,323	952,023	944,358	938,237	2,834,618	993,496	1,409,580	1,066,638	3,469,714	955,373	1,171,544	962,070	3,088,987	939,646	1,596,688	993,670	3,530,004	12,923,323	
A. Fiscal Year's (FY) Budget		13,840,975	917,652	12,923,323	952,023	944,358	938,237	2,834,618	993,496	1,409,580	1,066,638	3,469,714	955,373	1,171,544	962,070	3,088,987	939,646	1,596,688	993,670	3,530,004	12,923,323	
New GAA		13,188,595	917,652	12,270,943	897,652	889,990	883,876	2,671,518	939,125	1,355,214	1,012,278	3,306,617	901,002	1,117,178	907,711	2,925,891	885,279	1,542,326	939,312	3,366,917	12,270,943	
COMPREHENSIVE RELEASE		13,188,595	917,652	12,270,943	897,652	889,990	883,876	2,671,518	939,125	1,355,214	1,012,278	3,306,617	901,002	1,117,178	907,711	2,925,891	885,279	1,542,326	939,312	3,366,917	12,270,943	
Specific Budgets of National Government	1 01 101	13,188,595	917,652	12,270,943	897,652	889,990	883,876	2,671,518	939,125	1,355,214	1,012,278	3,306,617	901,002	1,117,178	907,711	2,925,891	885,279	1,542,326	939,312	3,366,917	12,270,943	
PS		12,254,818	870,963	11,383,855	870,192	862,529	856,417	2,589,138	911,665	1,327,751	869,175	3,108,591	852,902	879,073	859,611	2,591,586	857,818	1,324,866	911,856	3,094,540	11,383,855	
MOOE		346,861	17,343	329,518	27,460	27,461	27,459	82,380	27,460	27,463	27,461	82,384	27,458	27,462	27,457	82,377	27,461	27,460	27,456	82,377	329,518	
CO		586,916	29,346	557,570	0	0	0	0	0	0	115,642	115,642	20,642	210,643	20,643	251,928	0	190,000	0	190,000	557,570	
FOR LATER RELEASE		0	0	0	0	0	0	0	0	0	0	0	0	0	0	0	0	0	0	0	0	
Specific Budgets of National Government	1 01 101	0	0	0	0	0	0	0	0	0	0	0	0	0	0	0	0	0	0	0	0	
PS		0	0	0	0	0	0	0	0	0	0	0	0	0	0	0	0	0	0	0	0	
MOOE		0	0	0	0	0	0	0	0	0	0	0	0	0	0	0	0	0	0	0	0	
CO		0	0	0	0	0	0	0	0	0	0	0	0	0	0	0	0	0	0	0	0	
Automatic Appropriation		652,380	0	652,380	54,371	54,368	54,361	163,100	54,371	54,366	54,360	163,097	54,371	54,366	54,359	163,096	54,367	54,362	54,358	163,087	652,380	
Retirement and Life Insurance Premiums	1 04 102	652,380	0	652,380	54,371	54,368	54,361	163,100	54,371	54,366	54,360	163,097	54,371	54,366	54,359	163,096	54,367	54,362	54,358	163,087	652,380	
PS		652,380	0	652,380	54,371	54,368	54,361	163,100	54,371	54,366	54,360	163,097	54,371	54,366	54,359	163,096	54,367	54,362	54,358	163,087	652,380	
TOTAL NCA PROGRAM		13,840,975	917,652	12,923,323	952,023	944,358	938,237	2,834,618	993,496	1,409,580	1,066,638	3,469,714	955,373	1,171,544	962,070	3,088,987	939,646	1,596,688	993,670	3,530,004	12,923,323	
PS		12,907,198	870,963	12,036,235	924,563	916,897	910,778	2,752,238	966,036	1,382,117	923,535	3,271,688	907,273	933,439	913,970	2,754,682	912,185	1,379,228	966,214	3,257,627	12,036,235	
MOOE		346,861	17,343	329,518	27,460	27,461	27,459	82,380	27,460	27,463	27,461	82,384	27,458	27,462	27,457	82,377	27,461	27,460	27,456	82,377	329,518	
FinEx		0	0	0	0	0	0	0	0	0	0	0	0	0	0	0	0	0	0	0	0	
CO		586,916	29,346	557,570	0	0	0	0	0	0	115,642	115,642	20,642	210,643	20,643	251,928	0	190,000	0	190,000	557,570	
IV. TAX REMITTANCE ADVICE		0	917,652	917,652	71,020	71,006	70,995	213,021	71,024	71,008	77,081	219,113	72,108	82,092	72,077	226,277	71,014	117,242	70,985	259,241	917,652	
PS		0	870,963	870,963	69,567	69,559	69,553	208,679	69,572	69,564	69,556	208,692	69,571	69,561	69,550	208,682	69,567	105,799	69,544	244,910	870,963	

Department: Commission on Audit (COA)  
 Agency: Commission on Audit (COA)  
 Operating Unit: Central Office  
 Organization Code (UACS) : 31 000 0100000

Particulars	UACS CODE	Total Programs	Tax Rem Advice (TRA)	Net Program	Full Year Requirement																
					QUARTER 1				QUARTER 2				QUARTER 3				QUARTER 4				Full Year
					Jan	Feb	March	Sub Total	April	May	June	Sub Total	July	Aug	Sept	Sub Total	Oct	Nov	Dec	Sub Total	Total
1	2	3	4	5	6	7	8	9=6+7+8	10	11	12	13=10+11+12	14	15	16	17=14+15+16	18	19	20	21=18+19+20	22
MOOE		0	17,343	17,343	1,453	1,447	1,442	4,342	1,452	1,444	1,439	4,335	1,451	1,444	1,440	4,335	1,447	1,443	1,441	4,331	17,343
CO		0	29,346	29,346	0	0	0	0	0	0	6,086	6,086	1,086	11,087	1,087	13,260	0	10,000	0	10,000	29,346
V. TOTAL DISBURSEMENT PROGRAM		13,840,975	917,652	12,923,323	1,023,043	1,015,364	1,009,232	3,047,639	1,064,520	1,480,588	1,143,719	3,688,827	1,027,481	1,253,636	1,034,147	3,315,264	1,010,660	1,713,930	1,064,655	3,789,245	13,840,975
PS		12,907,198	870,963	12,036,235	994,130	986,456	980,331	2,960,917	1,035,608	1,451,681	993,091	3,480,380	976,844	1,003,000	983,520	2,963,364	981,752	1,485,027	1,035,758	3,502,537	12,907,198
MOOE		346,861	17,343	329,518	28,913	28,908	28,901	86,722	28,912	28,907	28,900	86,719	28,909	28,906	28,897	86,712	28,908	28,903	28,897	86,708	346,861
FinEx		0	0	0	0	0	0	0	0	0	0	0	0	0	0	0	0	0	0	0	0
CO		586,916	29,346	557,570	0	0	0	0	0	0	121,728	121,728	21,728	221,730	21,730	265,188	0	200,000	0	200,000	586,916

Prepared By  
  
**FREDDIE M. LARGO**  
 Administrative Officer V  
 BEAS, RMBO  
 Planning, Finance and Management Sector

Certified Correct :  
  
**BEVERLY L. LETADA**  
 Officer-In-Charge  
 BEAS, RMBO  
 Planning, Finance and Management Sector

Approved By:  
  
**VERÓNICA C. COSCOS**  
 Director IV  
 Risk Management and Budget Office  
 Planning, Finance and Management Sector