

**STATEMENT OF APPROVED BUDGET, UTILIZATIONS, DISBURSEMENTS AND BALANCES
CONSOLIDATED CENTRAL/REGIONAL OFFICES
As of the Quarter Ending March 31, 2020**

Department : CONSTITUTIONAL OFFICES
 Agency : COMMISSION ON AUDIT
 Operating Unit : _____
 Organization Code (UACS) : 31
 Funding Source Code (as clustered) : 06207549

Particulars	UACS CODE	Approved Budget			Budget Utilization					Disbursements					BALANCES		
		Approved Budgeted Revenue	Adjustments (Additions, Reductions, Realignment)	Adjusted Budgeted Revenue	1st Quarter Ending March 31	2nd Quarter Ending June 30	3rd Quarter Ending Sept 30	4th Quarter Ending Dec. 31	Total	1st Quarter Ending March 31	2nd Quarter Ending June 30	3rd Quarter Ending Sept 30	4th Quarter Ending Dec. 31	Total	Unutilized Budget	Unpaid Utilizations (10-15) = (17+18)	
																Due and Demandable / Accounts Payable	Not Yet Demandable
1	2	3	4	5=[3+(-)4]	6	7	8	9	10 = (6+7+8+9)	11	12	13	14	15=(11+12+13+14)	16=(5-10)	17	18
i. Agency Approved Budget																	
General Administration and Support		32,133,363	-	32,133,363	32,133,363	-	-	-	32,133,363	31,964,261	-	-	-	31,964,261	-	158,642	10,460
General Administration and Supervision		31,922,289	-	31,922,289	31,922,289	-	-	-	31,922,289	31,773,182	-	-	-	31,773,182	-	138,647	10,460
PAP																	
PS		63,796	-	63,796	63,796	-	-	-	63,796	59,755	-	-	-	59,755	-	4,041	-
MOOE		31,522,393	-	31,522,393	31,522,393	-	-	-	31,522,393	31,377,328	-	-	-	31,377,328	-	134,606	10,460
Fin Exp.(if applicable)		-	-	-	-	-	-	-	-	-	-	-	-	-	-	-	-
CO		336,100	-	336,100	336,100	-	-	-	336,100	336,100	-	-	-	336,100	-	-	-
Support to Operations		211,074	-	211,074	211,074	-	-	-	211,074	191,079	-	-	-	191,079	-	19,995	-
PS		47,462	-	47,462	47,462	-	-	-	47,462	47,462	-	-	-	47,462	-	-	-
MOOE		163,612	-	163,612	163,612	-	-	-	163,612	143,617	-	-	-	143,617	-	19,995	-
CO		-	-	-	-	-	-	-	-	-	-	-	-	-	-	-	-
Operations		-	-	-	-	-	-	-	-	-	-	-	-	-	-	-	-
MFO 1 - [MFO Description]		-	-	-	-	-	-	-	-	-	-	-	-	-	-	-	-
PAP		-	-	-	-	-	-	-	-	-	-	-	-	-	-	-	-
PS		-	-	-	-	-	-	-	-	-	-	-	-	-	-	-	-
MOOE		-	-	-	-	-	-	-	-	-	-	-	-	-	-	-	-
CO		-	-	-	-	-	-	-	-	-	-	-	-	-	-	-	-
GRAND TOTAL		32,133,363	-	32,133,363	32,133,363	-	-	-	32,133,363	31,964,261	-	-	-	31,964,261	-	158,642	10,460
PS		111,258	-	111,258	111,258	-	-	-	111,258	107,217	-	-	-	107,217	-	4,041	-
MOOE		31,686,005	-	31,686,005	31,686,005	-	-	-	31,686,005	31,520,944	-	-	-	31,520,944	-	154,661	10,460
Fin Exp.(if applicable)		-	-	-	-	-	-	-	-	-	-	-	-	-	-	-	-
CO		336,100	-	336,100	336,100	-	-	-	336,100	336,100	-	-	-	336,100	-	-	-

Certified Correct:

Beverly L. Levada
BEVERLY L. LEVADA
 Officer-in-Charge

Budget Execution and Accountability Services
 Risk Management and Budget Office

Certified Correct:

Evangelina A. Larosa
EVANGELINE A. LAROSA
 Officer-in-Charge
 Financial Reporting Services
 Accounting Office

Recommending Approval:

Veronica C. Coscos
VERONICA C. COSCOS
 Director IV
 Risk Management and Budget Office

Recommending Approval:

Maria Fe A. Dinapo
MARIA FE A. DINAPO
 Director IV
 Accounting Office

Approved By:

Carmela S. Perez
CARMELA S. PEREZ
 Assistant Commissioner
 Planning, Finance and Management Sector



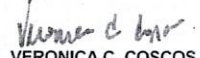


STATEMENT OF APPROVED BUDGET, UTILIZATIONS, DISBURSEMENTS AND BALANCES

Central Office

As of the Quarter Ending March 31, 2020

Department : Commission on Audit
 Agency : Commission on Audit
 Operating Unit :
 Organization Code (UACS) : 31
 Funding Source Code (as clustered) :

Particulars	UACS CODE	Approved Budget			Budget Utilization					Disbursements					BALANCES		
		Approved Budgeted Revenue	Adjustments (Additions, Reductions, Realignment)	Adjusted Budgeted Revenue	1st Quarter	2nd Quarter	3rd Quarter	4th Quarter	Total	1st Quarter	2nd Quarter	3rd Quarter	4th Quarter	Total	Unutilized Budget	Unpaid Utilizations (10-15) = (17+18)	
					Ending March 31	Ending June 30	Ending Sept. 30	Ending Dec. 31		Ending March 31	Ending June 30	Ending Sept. 30	Ending Dec. 31			Due and Demandable / Accounts	Not Yet Due and Demandable
1	2	3	4	5=[3+(-)4]	6	7	8	9	10=(6+7+8+9)	11	12	13	14	15=(11+12+13+14)	16=(5-10)	17	18
I. Off-Budget:																	
General Administration and Support																	
General Administration and Supervision		1,149,530	-	1,149,529.67	1,149,529.67	-	-	-	1,149,529.67	1,131,060.66	-	-	-	1,131,060.66	-	8,009.01	10,460.00
PS																	
PS		50,791.12	-	50,791.12	50,791.12				50,791.12	46,750.14				46,750.14	-	4,040.98	-
MOOE		1,098,738.55	-	1,098,738.55	1,098,738.55				1,098,738.55	1,084,310.52				1,084,310.52	-	3,968.03	10,460.00
Fin. Exp.		-	-	-	-				-	-				-	-	-	-
CO		-	-	-	-				-	-				-	-	-	-
Support to Operations		191,078.86	-	191,078.86	191,078.86	-	-	-	191,078.86	191,078.86	-	-	-	191,078.86	-	-	-
PS																	
PS		47,462.29	-	47,462.29	47,462.29				47,462.29	47,462.29				47,462.29	-	-	-
MOOE		143,616.57	-	143,616.57	143,616.57				143,616.57	143,616.57				143,616.57	-	-	-
CO		-	-	-	-				-	-				-	-	-	-
GRAND TOTAL		1,340,608.53	-	1,340,608.53	1,340,608.53	-	-	-	1,340,608.53	1,322,139.52	-	-	-	1,322,139.52	-	8,009.01	10,460.00
PS																	
PS		98,253.41	-	98,253.41	98,253.41				98,253.41	94,212.43				94,212.43	-	4,040.98	-
MOOE		1,242,355.12	-	1,242,355.12	1,242,355.12				1,242,355.12	1,227,927.09				1,227,927.09	-	3,968.03	10,460.00
Fin. Exp.		-	-	-	-				-	-				-	-	-	-
CO		-	-	-	-				-	-				-	-	-	-

Certified Correct:	Certified Correct:	Recommending Approval:	Approved By:
 BEVERLY L. LETADA OIC, Budget Execution & Accountability Services Risk Management and Budget Office	 EVANGELINE A. LAROSA OIC, Financial Reporting Services Accounting Office	 VERONICA C. COSCOS Director IV Risk Management and Budget Office	 MARIA FE A. DINAPO Director IV Accounting Office
Date:	Date:	Date:	Date:
			 CARMELA S. PEREZ Assistant Commissioner Planning, Financial & Management Sector