

**STATEMENT OF APPROVED BUDGET, UTILIZATIONS, DISBURSEMENTS AND BALANCES
CONSOLIDATED CENTRAL/REGIONAL OFFICES
As of the Quarter Ending September 30, 2018**

Department : CONSTITUTIONAL OFFICES
 Agency : COMMISSION ON AUDIT
 Operating Unit : _____
 Organization Code (UACS) : 31
 Funding Source Code (as clustered) : 06207549

Particulars	UACS CODE	Approved Budget			Budget Utilization					Disbursements					BALANCES		
		Approved Budgeted Revenue	Adjustments (Additions, Reductions, Realignment)	Adjusted Budgeted Revenue	1st Quarter Ending March 31	2nd Quarter Ending June 30	3rd Quarter Ending Sept 30	4th Quarter Ending Dec. 31	Total	1st Quarter Ending March 31	2nd Quarter Ending June 30	3rd Quarter Ending Sept 30	4th Quarter Ending Dec. 31	Total	Unutilized Budget	Unpaid Utilizations (10-15) = (17+18) Due and Demandable / Accounts Payable	Due and Demandable
1	2	3	4	5=[3+(-)4]	6	7	8	9	10 = (6+7+8+9)	11	12	13	14	15=(11+12+13+14)	16=(5-10)	17	18
I. Agency Approved Budget																	
General Administration and Support																	
General Administration and Supervision		31,005,249	-	31,005,249	6,939,421	7,367,350	16,698,478	-	31,005,249	6,001,147	6,640,090	14,836,258	-	27,477,495	-	1,019,718	2,508,036
PAP		29,212,820	-	29,212,820	6,083,215	6,789,501	16,340,104	-	29,212,820	5,295,578	6,093,870	14,506,594	-	25,896,042	-	1,011,572	2,305,206
PS		262,008	-	262,008	84,396	88,844	88,768	-	262,008	84,396	87,397	89,055	-	260,848	-	1,160	-
MOOE		27,843,877	-	27,843,877	5,637,050	6,444,054	15,762,773	-	27,843,877	4,849,413	5,751,772	13,927,074	-	24,528,259	-	1,010,412	2,305,206
Fin Exp.(if applicable)		3,500	-	3,500	-	3,500	-	-	3,500	-	3,500	-	-	3,500	-	-	-
CO		1,103,435	-	1,103,435	361,769	253,103	488,563	-	1,103,435	361,769	251,201	490,465	-	1,103,435	-	-	-
Support to Operations		1,792,429	-	1,792,429	856,206	577,849	358,374	-	1,792,429	705,569	546,220	329,664	-	1,581,453	-	8,146	202,830
PAP																	
PS		143,509	-	143,509	52,584	37,501	53,424	-	143,509	46,147	43,938	53,424	-	143,509	-	-	-
MOOE		1,648,920	-	1,648,920	803,622	540,348	304,950	-	1,648,920	659,422	502,282	276,240	-	1,437,944	-	8,146	202,830
CO		-	-	-	-	-	-	-	-	-	-	-	-	-	-	-	-
Operations																	
MFO 1 - [MFO Description]																	
PAP																	
PS		-	-	-	-	-	-	-	-	-	-	-	-	-	-	-	-
MOOE		-	-	-	-	-	-	-	-	-	-	-	-	-	-	-	-
CO		-	-	-	-	-	-	-	-	-	-	-	-	-	-	-	-
GRAND TOTAL		31,005,249	-	31,005,249	6,939,421	7,367,350	16,698,478	-	31,005,249	6,001,147	6,640,090	14,836,258	-	27,477,495	-	1,019,718	2,508,036
PS		405,517	-	405,517	136,980	126,345	142,192	-	405,517	130,543	131,335	142,479	-	404,357	-	1,160	-
MOOE		29,492,797	-	29,492,797	6,440,672	6,984,402	16,067,723	-	29,492,797	5,508,835	6,254,054	14,203,314	-	25,966,203	-	1,018,558	2,508,036
Fin Exp.(if applicable)		3,500	-	3,500	-	3,500	-	-	3,500	-	3,500	-	-	3,500	-	-	-
CO		1,103,435	-	1,103,435	361,769	253,103	488,563	-	1,103,435	361,769	251,201	490,465	-	1,103,435	-	-	-
Recapitulation by MFO:																	
MFO 1		-	-	-	-	-	-	-	-	-	-	-	-	-	-	-	-
MFO 2		-	-	-	-	-	-	-	-	-	-	-	-	-	-	-	-
OF WHICH:																	
Major Programs/Projects																	
KRA No. 1 - Anti-Corruption, Transparent, Accountable and Participatory Governance																	
Program Budgeting:																	
MPP																	

Certified Correct:


REBECCA C. DACANAY
 Director II

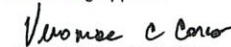
Budget Execution and Accountability Services
 Risk Management and Budget Office

Certified Correct:


SOFRONIO B. BUSTAMANTE
 Officer-in-Charge


Financial Reporting Services
 Accounting Office

Recommending Approval:


VERONICA C. COSCOS
 Director IV


Risk Management and Budget Office

Recommending Approval:


MARIA FE A. DINAO
 Director IV

Accounting Office


Approved By:

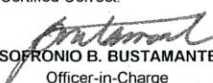

CARMELA S. PEREZ
 Assistant Commissioner
 Planning, Finance and Management Sector


STATEMENT OF APPROVED BUDGET, UTILIZATIONS, DISBURSEMENTS AND BALANCES
CONSOLIDATED REGIONAL OFFICES
As of the Quarter Ending September 30, 2018

Department : CONSTITUTIONAL OFFICES
 Agency : COMMISSION ON AUDIT
 Operating Unit :
 Organization Code (UACS) :
 Funding Source Code (as clustered) : 06207549

Particulars	UACS CODE	Approved Budget			Budget Utilization					Disbursements					BALANCES		
		Approved Budgeted Revenue	Adjustments (Additions, Reductions, Realignment)	Adjusted Budgeted Revenue	1st Quarter Ending March 31	2nd Quarter Ending June 30	3rd Quarter Ending Sept 30	4th Quarter Ending Dec. 31	Total	1st Quarter Ending March 31	2nd Quarter Ending June 30	3rd Quarter Ending Sept 30	4th Quarter Ending Dec. 31	Total	Unutilized Budget	Unpaid Utilizations (10-15) = (17+18)	
																Due and Demandable / Accounts Payable	Not Yet Due and Demandable
1	2	3	4	5=[3+(-)4]	6	7	8	9	10 = (6+7+8+9)	11	12	13	14	15=(11+12+13+14)	16=(5-10)	17	18
I. Agency Approved Budget																	
General Administration and Support		21,094,745	-	21,094,745	3,471,286	4,736,003	12,887,456	-	21,094,745	2,851,701	4,063,703	12,341,702	-	19,257,106	-	922,247	915,392
General Administration and Supervision		21,094,745	-	21,094,745	3,471,286	4,736,003	12,887,456	-	21,094,745	2,851,701	4,063,703	12,341,702	-	19,257,106	-	922,247	915,392
PAP																	
PS		35,082	-	35,082	11,048	12,006	12,028	-	35,082	11,048	12,006	12,028	-	35,082	-	-	-
MOOE		19,991,728	-	19,991,728	3,098,469	4,506,394	12,386,865	-	19,991,728	2,478,884	3,834,094	11,841,111	-	18,154,089	-	922,247	915,392
CO		1,067,935	-	1,067,935	361,769	217,603	488,563	-	1,067,935	361,769	217,603	488,563	-	1,067,935	-	-	-
Support to Operations		-	-	-	-	-	-	-	-	-	-	-	-	-	-	-	-
PAP																	
PS		-	-	-	-	-	-	-	-	-	-	-	-	-	-	-	-
MOOE		-	-	-	-	-	-	-	-	-	-	-	-	-	-	-	-
CO		-	-	-	-	-	-	-	-	-	-	-	-	-	-	-	-
Operations		-	-	-	-	-	-	-	-	-	-	-	-	-	-	-	-
MFO 1 - [MFO Description]		-	-	-	-	-	-	-	-	-	-	-	-	-	-	-	-
PAP		-	-	-	-	-	-	-	-	-	-	-	-	-	-	-	-
PS		-	-	-	-	-	-	-	-	-	-	-	-	-	-	-	-
MOOE		-	-	-	-	-	-	-	-	-	-	-	-	-	-	-	-
CO		-	-	-	-	-	-	-	-	-	-	-	-	-	-	-	-
GRAND TOTAL		21,094,745	-	21,094,745	3,471,286	4,736,003	12,887,456	-	21,094,745	2,851,701	4,063,703	12,341,702	-	19,257,106	-	922,247	915,392
PS		35,082	-	35,082	11,048	12,006	12,028	-	35,082	11,048	12,006	12,028	-	35,082	-	-	-
MOOE		19,991,728	-	19,991,728	3,098,469	4,506,394	12,386,865	-	19,991,728	2,478,884	3,834,094	11,841,111	-	18,154,089	-	922,247	915,392
Fin Exp.(if applicable)		-	-	-	-	-	-	-	-	-	-	-	-	-	-	-	-
CO		1,067,935	-	1,067,935	361,769	217,603	488,563	-	1,067,935	361,769	217,603	488,563	-	1,067,935	-	-	-
Recapitulation by MFO:																	
MFO 1		-	-	-	-	-	-	-	-	-	-	-	-	-	-	-	-
MFO 2		-	-	-	-	-	-	-	-	-	-	-	-	-	-	-	-
OF WHICH:																	
Major Programs/Projects																	
KRA No. 1 - Anti-Corruption, Transparent, Accountable and Participatory Governance																	
Program Budgeting:																	
MPP																	


Certified Correct:

REBECCA CLARACANAY
 Director II
 Budget Execution and Accountability Services
 Risk Management and Budget Office

Certified Correct:

SOFRONIO B. BUSTAMANTE
 Officer-in-Charge
 Financial Reporting Services
 Accounting Office

Recommending Approval:

VERONICA C. COSCOS
 Director IV
 Risk Management and Budget Office

Recommending Approval:

MARIA FE A. DINAPO
 Director IV
 Accounting Office

Approved By:

CARMELA S. PEREZ
 Assistant Commissioner
 Planning, Finance and Management Sector