


**STATEMENT OF APPROVED BUDGET, UTILIZATIONS, DISBURSEMENTS AND BALANCES  
CONSOLIDATED CENTRAL/REGIONAL OFFICES  
As of the Quarter Ending March 31, 2017**

Department : CONSTITUTIONAL OFFICES  
 Agency : COMMISSION ON AUDIT  
 Operating Unit : \_\_\_\_\_  
 Organization Code (UACS) : 31  
 Funding Source Code (as clustered) : \_\_\_\_\_

Particulars	UACS CODE	Approved Budget			Budget Utilization					Disbursements					BALANCES		
		Approved Budgeted Revenue	Adjustments (Additions, Reductions, Realignment)	Adjusted Budgeted Revenue	1st Quarter Ending March 31	2nd Quarter Ending June 30	3rd Quarter Ending Sept 30	4th Quarter Ending Dec. 31	Total	1st Quarter Ending March 31	2nd Quarter Ending June 30	3rd Quarter Ending Sept 30	4th Quarter Ending Dec. 31	Total	Unutilized Budget	Unpaid Utilizations (10-15) = (17+18)	
																Due and Demandable / Accounts Payable	Not Rec. Due and Demandable
1	2	3	4	5=[3+(-)4]	6	7	8	9	10 = (6+7+8+9)	11	12	13	14	15=(11+12+13+14)	16=(5-10)	17	18
<b>I. Agency Approved Budget</b>																	
General Administration and Support		12,925,874	533,151	13,459,025	5,328,680	-	-	-	5,328,680	5,226,960	-	-	-	5,226,960	8,130,345	89,272	12,448
General Administration and Supervision																	
PAP																	
PS		114,578	1	114,579	82,328	-	-	-	82,328	82,328	-	-	-	82,328	32,251	-	-
MOOE		12,513,827	533,362	13,047,189	4,949,095	-	-	-	4,949,095	4,847,375	-	-	-	4,847,375	8,098,094	89,272	12,448
CO		297,469	(212)	297,257	297,257	-	-	-	297,257	297,257	-	-	-	297,257	-	-	-
Support to Operations		1,622,649	(1)	1,622,648	1,622,648	-	-	-	1,622,648	1,575,513	-	-	-	1,575,513	-	38,053	9,082
PAP																	
PS		47,783	(1)	47,782	47,782	-	-	-	47,782	39,219	-	-	-	39,219	-	8,563	-
MOOE		1,295,038	-	1,295,038	1,295,038	-	-	-	1,295,038	1,256,466	-	-	-	1,256,466	-	29,490	9,082
CO		279,828	-	279,828	279,828	-	-	-	279,828	279,828	-	-	-	279,828	-	-	-
Operations		728,556	-	728,556	686,401	-	-	-	686,401	660,736	-	-	-	660,736	42,155	25,665	-
MFO 1 - [MFO Description]																	
PAP																	
PS		-	-	-	-	-	-	-	-	-	-	-	-	-	-	-	-
MOOE		728,556	-	728,556	686,401	-	-	-	686,401	660,736	-	-	-	660,736	42,155	25,665	-
CO		-	-	-	-	-	-	-	-	-	-	-	-	-	-	-	-
<b>GRAND TOTAL</b>		<b>15,277,079</b>	<b>533,150</b>	<b>15,810,229</b>	<b>7,637,729</b>	<b>-</b>	<b>-</b>	<b>-</b>	<b>7,637,729</b>	<b>7,463,209</b>	<b>-</b>	<b>-</b>	<b>-</b>	<b>7,463,209</b>	<b>8,172,500</b>	<b>152,990</b>	<b>21,530</b>
PS		162,361	-	162,361	130,110	-	-	-	130,110	121,547	-	-	-	121,547	32,251	8,563	-
MOOE		14,537,421	533,362	15,070,783	6,930,534	-	-	-	6,930,534	6,764,577	-	-	-	6,764,577	8,140,249	144,427	21,530
CO		577,297	(212)	577,085	577,085	-	-	-	577,085	577,085	-	-	-	577,085	-	-	-
<b>Recapitulation by MFO:</b>																	
MFO 1		728,556	-	728,556	686,401	-	-	-	686,401	660,736	-	-	-	660,736	42,155	25,665	-
MFO 2																	
<b>OF WHICH:</b>																	
<b>Major Programs/Projects</b>																	
<b>KRA No. 1 - Anti-Corruption, Transparent, Accountable and Participatory Governance</b>																	
<b>Program Budgeting:</b>																	
<b>MPP</b>																	

Certified Correct:

  
REBECCA C. DACANAY  
Director II

Budget Execution and Accountability Services  
Risk Management and Budget Office

Certified Correct:

  
CONNIE S. BENEDICTOS  
Director II

Financial Reporting Services  
Accounting Office

Recommending Approval:

  
VERONICA C. COSCOS  
Director IV

Risk Management and Budget Office

Recommending Approval:

  
MARIA FE A. DINAPO  
Director IV

Accounting Office

Approved By:



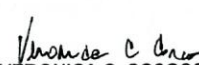
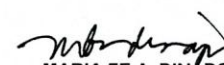
  
CARMELA S. PEREZ  
Assistant Commissioner


Planning, Finance and Management Sector

**STATEMENT OF APPROVED BUDGET, UTILIZATIONS, DISBURSEMENTS AND BALANCES**  
**Central Office**  
**As of the Quarter Ending March 31, 2017**

Department : Commission on Audit  
 Agency : Commission on Audit  
 Operating Unit : \_\_\_\_\_  
 Organization Code (UACS) : 31  
 Funding Source Code (as clustered) : \_\_\_\_\_

Particulars	UACS CODE	Approved Budget			Budget Utilization					Disbursements					BALANCES		
		Approved Budgeted Revenue	Adjustments (Additions, Reductions, Realignment)	Adjusted Budgeted Revenue	1st Quarter	2nd Quarter	3rd Quarter	4th Quarter	Total	1st Quarter	2nd Quarter	3rd Quarter	4th Quarter	Total	Unutilized Budget	Unpaid Utilizations (10-15) = (17+18)	
					Ending March 31	Ending June 30	Ending Sept. 30	Ending Dec. 31		Ending March 31	Ending June 30	Ending Sept. 30	Ending Dec. 31			Due and Demandable / Accounts Payable	Not Yet Due and Demandable
1	2	3	4	5=[3+(-)4]	6	7	8	9	10=(6+7+8+9)	11	12	13	14	15=(11+12+13+14)	16=(5-10)	17	18
<b>I. Off-Budget</b>																	
General Administration and Support																	
General Administration and Supervision		1,655,361	1,801	1,657,162	1,657,162	0	0	0	1,657,162	1,560,900	0	0	0	1,560,900	0	83,814	12,448
PS		64,578	1	64,579	64,579				64,579	64,579				64,579		0	
MOOE		1,590,783	1,800	1,592,583	1,592,583				1,592,583	1,496,321				1,496,321		83,814	12,448
CO										0				0		0	
Support to Operations		1,612,494	(1)	1,612,493	1,612,493	0	0	0	1,612,493	1,565,461	0	0	0	1,565,461	0	37,950	9,082
PS		47,783	(1)	47,782	47,782				47,782	39,219				39,219		8,563	
MOOE		1,284,883		1,284,883	1,284,883				1,284,883	1,246,414				1,246,414		29,387	9,082
CO		279,828		279,828	279,828				279,828	279,828				279,828		0	
<b>GRAND TOTAL</b>		<b>3,267,855</b>	<b>1,800</b>	<b>3,269,655</b>	<b>3,269,655</b>	<b>0</b>	<b>0</b>	<b>0</b>	<b>3,269,655</b>	<b>3,126,361</b>	<b>0</b>	<b>0</b>	<b>0</b>	<b>3,126,361</b>		<b>121,764</b>	<b>21,530</b>
PS		112,361	0	112,361	112,361	0	0	0	112,361	103,798	0	0	0	103,798		8,563	-
MOOE		2,875,666	1,800	2,877,466	2,877,466	0	0	0	2,877,466	2,742,735	0	0	0	2,742,735		113,201	21,530
CO		279,828	0	279,828	279,828	0	0	0	279,828	279,828	0	0	0	279,828	0	0	0

Certified Correct:	Certified Correct:	Recommending Approval:	Approved By:
 REBECCA C. DACANAY Chief, Budget Execution & Accountability Services Risk Management and Budget Office	 CONNIE G. BENEDICTOS Chief, Financial Reporting Services Accounting Office	 VERONICA C. COSCOS Director IV Risk Management and Budget Office	 MARIA FE A. DINAPO Director IV Accounting Office
Date:	Date:	Date:	Date:






Approved By:
 CARMELA S. PEREZ Assistant Commissioner Planning, Financial & Management Sector
Date:



STATEMENT OF APPROVED BUDGET, UTILIZATIONS, DISBURSEMENTS AND BALANCES  
 CONSOLIDATED REGIONAL OFFICES  
 As of the Quarter Ending March 31, 2017

Department : CONSTITUTIONAL OFFICES  
 Agency : COMMISSION ON AUDIT  
 Operating Unit : \_\_\_\_\_  
 Organization Code (UACS) : \_\_\_\_\_  
 Funding Source Code (as clustered) : \_\_\_\_\_

Particulars	UACS CODE	Approved Budget			Budget Utilization					Disbursements					BALANCES		
		Approved Budgeted Revenue	Adjustments (Additions, Reductions, Realignment)	Adjusted Budgeted Revenue	1st Quarter Ending March 31	2nd Quarter Ending June 30	3rd Quarter Ending Sept 30	4th Quarter Ending Dec. 31	Total	1st Quarter Ending March 31	2nd Quarter Ending June 30	3rd Quarter Ending Sept 30	4th Quarter Ending Dec. 31	Total	Unutilized Budget	Unpaid Utilizations (10-15) = (17+18)	
																Due and Demandable/Accounts Payable	Not Yet Due and Demandable
1	2	3	4	5=[3+(-)4]	6	7	8	9	10 = (6+7+8+9)	11	12	13	14	15=(11+12+13+14)	16=(5-10)	17	18
<b>I. Agency Approved Budget</b>																	
General Administration and Support		11,270,513	531,350	11,801,863	3,671,518	-	-	-	3,671,518	3,666,060	-	-	-	3,666,060	8,130,345	5,458	-
General Administration and Supervision																	
PAP																	
PS		50,000	-	50,000	17,749	-	-	-	17,749	17,749	-	-	-	17,749	32,251	-	-
MOOE		10,923,044	531,562	11,454,606	3,356,512	-	-	-	3,356,512	3,351,054	-	-	-	3,351,054	8,098,094	5,458	-
Fin Exp.(if applicable)		-	-	-	-	-	-	-	-	-	-	-	-	-	-	-	-
CO		297,469	(212)	297,257	297,257	-	-	-	297,257	297,257	-	-	-	297,257	-	-	-
Support to Operations		10,155	-	10,155	10,155	-	-	-	10,155	10,052	-	-	-	10,052	-	103	-
PAP																	
PS		-	-	-	-	-	-	-	-	-	-	-	-	-	-	-	-
MOOE		10,155	-	10,155	10,155	-	-	-	10,155	10,052	-	-	-	10,052	-	103	-
Fin Exp.(if applicable)		-	-	-	-	-	-	-	-	-	-	-	-	-	-	-	-
CO		-	-	-	-	-	-	-	-	-	-	-	-	-	-	-	-
Operations		728,556	-	728,556	686,401	-	-	-	686,401	660,736	-	-	-	660,736	42,155	25,665	-
MFO 1 - [MFO Description]																	
PAP																	
PS		-	-	-	-	-	-	-	-	-	-	-	-	-	-	-	-
MOOE		728,556	-	728,556	686,401	-	-	-	686,401	660,736	-	-	-	660,736	42,155	25,665	-
Fin Exp.(if applicable)		-	-	-	-	-	-	-	-	-	-	-	-	-	-	-	-
CO		-	-	-	-	-	-	-	-	-	-	-	-	-	-	-	-
<b>GRAND TOTAL</b>		<b>12,009,224</b>	<b>531,350</b>	<b>12,540,574</b>	<b>4,368,074</b>	<b>-</b>	<b>-</b>	<b>-</b>	<b>4,368,074</b>	<b>4,336,848</b>	<b>-</b>	<b>-</b>	<b>-</b>	<b>4,336,848</b>	<b>8,172,500</b>	<b>31,226</b>	<b>-</b>
PS		50,000	-	50,000	17,749	-	-	-	17,749	17,749	-	-	-	17,749	32,251	-	-
MOOE		11,661,755	531,562	12,193,317	4,053,068	-	-	-	4,053,068	4,021,842	-	-	-	4,021,842	8,140,249	31,226	-
Fin Exp.(if applicable)		-	-	-	-	-	-	-	-	-	-	-	-	-	-	-	-
CO		297,469	(212)	297,257	297,257	-	-	-	297,257	297,257	-	-	-	297,257	-	-	-
Recapitulation by MFO:																	
MFO 1		728,556	-	728,556	686,401	-	-	-	686,401	660,736	-	-	-	660,736	42,155	25,665	-
MFO 2																	
OF WHICH:																	
Major Programs/Projects																	
KRA No. 1 - Anti-Corruption, Transparent, Accountable and Participatory Governance																	
Program Budgeting:																	
MPP																	

Certified Correct:  REBECCA C. DACANAY Director II Budget Execution and Accountability Services Risk Management and Budget Office	Certified Correct:  CONNIE B. BENEDICTOS Director II Financial Reporting Services Accounting Office	Recommending Approval:  VERONICA C. COSCOS Director IV Risk Management and Budget Office	Recommending Approval:  MARIA FE A. DINAMPO Director IV Accounting Office	Approved By:  CARMELA S. PEREZ Assistant Commissioner Planning, Finance and Management Sector
---	---	---	--	--