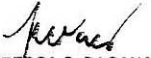


**STATEMENT OF APPROVED BUDGET, UTILIZATIONS, DISBURSEMENTS AND BALANCES
CONSOLIDATED CENTRAL/REGIONAL OFFICES
As of the Quarter Ending December 31, 2015**

Department : CONSTITUTIONAL OFFICES
 Agency : COMMISSION ON AUDIT
 Operating Unit : _____
 Organization Code (UACS) : 31
 Funding Source Code (as clustered) : _____

Particulars	UACS CODE	Approved Budget			Budget Utilization					Disbursements					BALANCES		
		Approved Budgeted Revenue	Adjustments (Additions, Reductions, Realignment)	Adjusted Budgeted Revenue	1st Quarter Ending March 31	2nd Quarter Ending June 30	3rd Quarter Ending Sept 30	4th Quarter Ending Dec. 31	Total	1st Quarter Ending March 31	2nd Quarter Ending June 30	3rd Quarter Ending Sept 30	4th Quarter Ending Dec. 31	Total	Unutilized Budget	Unpaid Utilizations (10-15) = (17+18)	
																Due and Demandable/Accounts Payable	Not Yet Due and Demandable
1	2	3	4	5=[3+(-)4]	6	7	8	9	10 = (6+7+8+9)	11	12	13	14	15=(11+12+13+14)	16=(5-10)	17	18
I. Agency Approved Budget																	
General Administration and Support		4,148,936	23,064,000	27,212,936	2,332,629	3,632,177	9,362,703	11,885,427	27,212,936	1,973,679	2,996,601	9,068,432	12,814,218	26,852,930	-	360,006	-
General Administration and Supervision																	
PAP																	
PS		209,342	345,546	554,888	71,186	112,687	140,204	230,811	554,888	70,979	77,053	176,045	189,947	514,024	-	40,864	-
MOOE		3,430,356	19,971,762	23,402,118	2,091,805	3,131,490	7,064,295	11,114,528	23,402,118	1,902,700	2,660,510	7,644,910	10,874,856	23,082,976	-	319,142	-
Fin Exp. (if applicable)																	
CO		509,238	2,746,692	3,255,930	169,638	388,000	2,158,204	540,088	3,255,930	-	259,038	1,247,477	1,749,415	3,255,930	-	-	-
Support to Operations		4,497,114	1,219,665	5,716,779	1,026,273	1,891,367	1,579,474	1,219,665	5,716,779	722,033	1,139,201	1,644,955	1,803,378	5,309,567	-	407,212	-
PAP																	
PS		69,093	31,509	100,602	14,654	13,479	40,960	31,509	100,602	14,634	6,332	48,127	31,509	100,602	-	-	-
MOOE		3,978,021	1,188,156	5,166,177	1,011,619	1,427,888	1,538,514	1,188,156	5,166,177	707,399	682,869	1,596,828	1,771,869	4,758,965	-	407,212	-
Fin Exp. (if applicable)																	
CO		450,000	-	450,000	-	450,000	-	-	450,000	-	450,000	-	-	450,000	-	-	-
Operations		148,527	4,430,571	4,579,098	148,527	370,663	1,150,751	2,909,157	4,579,098	144,976	365,657	848,038	3,165,457	4,524,128	-	54,970	-
MFC 1 - [MFO Description]																	
PAP																	
PS																	
MOOE		148,527	4,430,571	4,579,098	148,527	370,663	1,150,751	2,909,157	4,579,098	144,976	365,657	848,038	3,165,457	4,524,128	-	54,970	-
Fin Exp. (if applicable)																	
CO																	
GRAND TOTAL		8,794,577	28,714,236	37,508,813	3,507,429	5,894,207	12,092,928	16,014,249	37,508,813	2,840,688	4,501,459	11,561,425	17,783,053	36,686,625	-	822,188	-
PS		276,435	377,055	655,490	85,840	126,166	181,164	262,320	655,490	85,613	83,385	224,172	221,456	614,626	-	40,864	-
MOOE		7,556,904	25,590,489	33,147,393	3,251,951	4,930,041	9,753,560	15,211,841	33,147,393	2,755,075	3,709,036	10,089,776	15,812,182	32,366,069	-	781,324	-
Fin Exp. (if applicable)																	
CO		959,238	2,746,692	3,705,930	169,638	838,000	2,158,204	540,088	3,705,930	-	709,038	1,247,477	1,749,415	3,705,930	-	-	-
Recapitulation by MFO:																	
MFO 1		148,527	4,430,571	4,579,098	148,527	370,663	1,150,751	2,909,157	4,579,098	144,976	365,657	848,038	3,165,457	4,524,128	-	54,970	-
MFO 2																	
OF WHICH:																	
Major Programs/Projects																	
KRA No. 1 - Anti-Corruption, Transparent, Accountable and Participatory Governance																	
Program Budgeting:																	
MPP																	

Certified Correct:


REBECCA C. DACANAY
 Director II

Budget Execution and Accountability Services
 Risk Management and Budget Office

Certified Correct:


CONNIE S. BENEDICTOS
 Director II

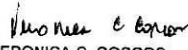
Financial Reporting Services
 Accounting Office

Recommending Approval:


GERTRUDES P. DONATO
 Director III


Risk Management and Budget Office

Recommending Approval:


VERONICA C. COSCOS
 Director IV

Accounting Office

Approved By:

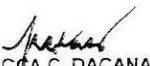

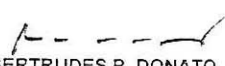
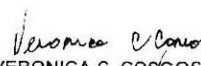


CARMELA S. PEREZ
 Assistant Commissioner

Planning, Finance and Management Sector

STATEMENT OF APPROVED BUDGET, UTILIZATIONS, DISBURSEMENTS AND BALANCES
As of the Quarter Ending December 31, 2015

Department : Commission on Audit
 Agency : Commission on Audit
 Operating Unit : _____
 Organization Code (UACS) : 31
 Funding Source Code (as clustered) : _____

Particulars	UACS CODE	Approved Budget			Budget Utilization					Disbursements					BALANCES		
		Approved Budgeted Revenue	Adjustments (Additions, Reductions, Realignment)	Adjusted Budgeted Revenue	1st Quarter	2nd Quarter	3rd Quarter	4th Quarter	Total	1st Quarter	2nd Quarter	3rd Quarter	4th Quarter	Total	Unutilized Budget	Unpaid Utilizations (10-15) = (17+18)	
					Ending March 31	Ending June 30	Ending Sept. 30	Ending Dec. 31		Ending March 31	Ending June 30	Ending Sept. 30	Ending Dec. 31			Due and Demandable / Accounts Payable	Not Yet Due and Demandable
1	2	3	4	5=[3+(-)4]	6	7	8	9	10=(6+7+8+9)	11	12	13	14	15=(11+12+13+14)	16=(5-10)	17	18
I. Off-Budget																	
General Administration and Support																	
General Administration and Supervision		2,529,327	596,663	3,125,990	713,020	1,140,246	676,061	596,663	3,125,990	484,462	894,013	1,041,244	692,771	3,112,490	0	13,500	0
PS		197,107	67,349	264,456	58,951	65,747	72,409	67,349	264,456	58,744	65,713	72,650	67,349	264,456	0	0	
MOOE		1,848,120	525,414	2,373,534	509,569	734,899	603,652	525,414	2,373,534	425,718	629,800	682,994	621,522	2,360,034	0	13,500	0
CO		484,100	3,900	488,000	144,500	339,600		3,900	488,000	0	198,500	285,600	3,900	488,000	0	0	
Support to Operations		4,457,253	1,258,027	5,715,280	986,412	1,891,367	1,579,474	1,258,027	5,715,280	720,534	1,139,201	1,644,955	1,803,378	5,308,068	0	407,212	0
PS		69,093	31,509	100,602	14,654	13,479	40,960	31,509	100,602	14,634	6,332	48,127	31,509	100,602	0	0	
MOOE		3,938,160	1,226,518	5,164,678	971,758	1,427,888	1,538,514	1,226,518	5,164,678	705,900	682,869	1,596,828	1,771,869	4,757,466	0	407,212	0
CO		450,000		450,000	450,000				450,000		450,000	0		450,000	0	0	
GRAND TOTAL		6,986,580	1,854,690	8,841,270	1,699,432	3,031,613	2,255,535	1,854,690	8,841,270	1,204,996	2,033,214	2,686,199	2,496,149	8,420,558	0	420,712	0
PS		266,200	98,858	365,058	73,605	79,226	113,369	98,858	365,058	73,378	72,045	120,777	98,858	365,058	0	0	
MOOE		5,786,280	1,751,932	7,538,212	1,481,327	2,162,767	2,142,166	1,751,932	7,538,212	1,131,618	1,312,669	2,279,822	2,393,391	7,117,500	0	420,712	0
CO		934,100	3,900	938,000	144,500	789,600		3,900	938,000	0	648,500	285,600	3,900	938,000	0		

Certified Correct:  REBECCA C. DACANAY Chief, Budget Execution & Accountability Services Risk Management and Budget Office Date: _____	Certified Correct:  CONNIE G. BENEDICTOS Chief, Financial Reporting Services Accounting Office Date: _____	Recommending Approval:  GERTRUDES P. DONATO Director III, Officer-in-Charge Risk Management and Budget Office Date: _____	Approved By:  VERONICA C. COSCOS Director IV Accounting Office Date: _____	Approved By:  CARMELA S. PEREZ Assistant Commissioner Planning, Financial & Management Sector Date: _____
---	---	--	---	--